
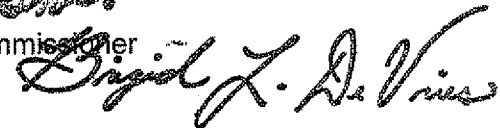


Kentucky High School Athletic Association

To: Superintendent, Principal, and Athletic Director

From: Louis Stout, Commissioner 
Brigid L. DeVries, Executive Assistant Commissioner 


Date: April 30, 2002

Subject: 2001-2002 Annual Report Forms Submission

School: East Carter High School

Enclosed please find a copy of Form T-65, The 2001-2002 Annual Report Forms Checklist. In addition, you may find an attachment with corrected copies of the forms submitted by your school personnel. Please review this information so the forms can be completed accurately in the future. Also, KHSAA Audit Staff may have requested a re-submission of some of the 2001-2002 Annual Report Forms or need additional information on your athletic programs. Please submit this information by the date requested if this is applicable. Copies and all KHSAA Title IX documents must be kept current and included in your permanent Title IX File at the school. All documents are subject to Open Records Requests.

Should you need any further information, please do not hesitate to call anytime.



Memo

To: KHSAA Member School Superintendents, Principals, and Athletic Directors

From: Louis Stout, Commissioner
Brigid L. Devries, Executive Assistant Commissioner

Date: April 30, 2002

Re: 2002 Title IX Forms Submission

School	East Carter	Reviewed by	Phyllis Catlett
--------	-------------	-------------	-----------------

The following is a status report regarding the required 2001 - 2002 Title IX submission of forms due in to the KHSAA office by April 15, 2002. Appropriate audit personnel have reviewed these forms and the following is a summary of this review.

I. Checklist of Forms properly submitted in a satisfactory manner:

<input checked="" type="checkbox"/>	GE 19 (Annual Verification)	<input checked="" type="checkbox"/>	T-35 (Budget Expenses)
<input checked="" type="checkbox"/>	T-1 (Summary Program Chart 1)	<input checked="" type="checkbox"/>	T-36 (Budget Expenses)
<input checked="" type="checkbox"/>	T-2 (Summary Program Chart 2)	<input checked="" type="checkbox"/>	T-41 (Checklist – Overall Interscholastic Program)
<input checked="" type="checkbox"/>	T-3 (Summary Program Chart 3)	<input checked="" type="checkbox"/>	T-60 (Corrective Action Plan)
<input checked="" type="checkbox"/>	T-4 (Summary Program Chart 4)	<input checked="" type="checkbox"/>	T-63 (Interscholastic Survey Results)

II. Status

A.	<input checked="" type="checkbox"/>	2001 – 2002 Forms are satisfactory and no further information or action is necessary at this time.
B.		Errors have been noted with respect to the following forms and corrected copies are being returned to you for placement in your Title IX file to ensure proper submission in the future.
C.		The following forms were omitted and must be submitted by school representatives.
D.	<input checked="" type="checkbox"/>	Other Recommendation and Comments:
		Please submit the plans for your new softball facility by May 15, 2002. Also, send the basketball schedule for the 2002-2003 season (boys and girls).

APR 29 2002

Apr 12, 2002



**2001-2002 KENTUCKY HIGH SCHOOL ATHLETIC ASSOCIATION
ANNUAL VERIFICATION OF TITLE IX PROCEDURES
(To be submitted by April 15, 2002 along with other required forms)**

The East Carter High School, Grayson, Kentucky
(Name of High School) (City)

certifies to the Kentucky High School Athletic Association that the following is an accurate and true representation of the facts surrounding compliance with Title 20, U.S.C. Titles 1681-1688, et. Seq. (also known as Title IX)

I certify the following provisions in accordance with records at the school contained in the permanent Title IX file, and to the best of my knowledge have completed the following tasks. (All boxes must be checked)

- Established a gender equity committee at the high school. (list committee personnel and provide attachment if necessary)

Name	Address	Phone	Title
Jim Johnson	Grayson, Ky.	606-474-6696	Personnel Director
Jo Ashworth	Grayson, Ky.	606-474-6696	Curriculum Sup.
Leland Wilcox	Grayson, Ky.	606-474-5714	Principal-East High
Jim Webb	Olive Hill, Ky.	606-286-2481	Principal-West High
David Edlin	Grayson, Ky.	606-474-5714	Teacher
Vaughn Perry	Olive Hill, Ky.	606-286-2481	Teacher
Carrie Gollihue	Grayson, Ky.	606-474-5714	Student

- Scheduled a minimum of three meetings during the 2001-2002 school year on the following dates:

Nov. 14, 2001 East Middle School
April 8, 2002 Board of Education Office
April 10, 2002 Board of Education Office

- Designated the following person(s) as the Title IX coordinator for the school/district:

Jim Johnson Personnel Director Grayson, Ky. 606-474-6696
Name Title Address Phone

- School personnel are continuing to make periodic reviews of the boys and girls athletics program reflected in the Corrective Action Plan.

- In addition to the above information, the above referenced school maintains a complete permanent file relative to Title IX records including copies of the self-assessment audit, all corrective action plans, and other related materials.

Leland Wilcox
Principal's Signature

4-11 2002
Date

Tony Richard
Superintendent Signature

Joe Hulse
School Board Chairpersons' Signature

(Send original copy to KHSAA - Maintain duplicate in Title IX school folder)

2001-2002
ACCOMMODATION OF INTERESTS AND ABILITIES
SUMMARY PROGRAM CHART 1

KHSAA
 Form T1
 Rev. 07/01

Participation Opportunities Test One

		(Column 1)	(Column 2)	(Column 3)	(Column 4)
	Program	Enrollment	Percentage of Total Enrollment	Number of Interscholastic Participants (double and triple count)	Percentage of Total Participation
Row 1	GIRLS	296	44.9	167	41
Row 2	BOYS	363	55.1	240	59
Row 3	Totals	659	100%	407	100%

Instructions:

*Number of 8th grade students & below used in Column 4 calculations if applicable: 57

- Determine the total number of girls enrolled, (place in Row 1, Column 1). Determine the total number of boys enrolled, (place in Row 2, Column 1).
- Add the total number of girls and boys enrolled to determine total enrollment, (place in Row 3, Column 1).
- Calculate the percentage of total enrollment that is female. (Divide Row 1, Column 1 by row 3, Column 1 and place in Row 1, Column 2.) Calculate the percentage of total enrollment that is male. (Divide Row 2, Column 1 by Row 3, Column 1 and place in Row 2, Column 2.) Note: Row 1, Column 2 plus Row 2, Column 2 should total 100%.
- Ask the head coaches to review the most updated eligibility or squad lists for their teams. Ask coaches to confirm the names of those individuals who are on the team as of the first **date of competition**, and cross out the names of those who were cut from the team or quit the team prior to the first competitive event. Determine the total number of interscholastic athletics participants that are girls, (and place in Row 1, Column 3). In order to determine the total number of athletics participants, an individual should be counted each time he or she participates on a team. For example, if Jane Doe competes on the varsity volleyball team, the junior varsity volleyball team, the junior varsity basketball team, and the varsity softball team, she should be counted as four participants (**do not include club or intramural sports participants, cheerleaders, dance teams, or pom squads**). Calculate the same way for boys and girls. * In addition, should 8th grade students and below play on a Freshman, Junior Varsity, or Varsity team, they should also be counted for each team and sport on which they participate. If applicable, please asterisk the above notation as to how many 8th grade students & below are included. Using the same procedure, determine the total number of interscholastic athletic participants that are boys, (and place in Row 2, Column 3). Add Row 1, Column 3 plus Row 2, Column 3 to get total participants and place in Row 3, Column 3.
- Calculate the percentage of female participation. (Row 1, Column 3 divided by Row 3, Column 3 and place in Row 1, Column 4.) Calculate the percentage of male participation. (Row 2, Column 3 divided by Row 3, Column 3 and place in Row 2, Column 4.) Note: Row 1, Column 4 plus Row 2, Column 4 should total 100%.

Note: While being within three percent is not a formal compliance standard; if the percent listed in Row 1, Column 4 is within 3% of Row 1, Column 2, then it provides a good target within which compliance is likely.

Principal's Signature: Leland Wilcox Date: 4-5-02

2001-2002
ACCOMMODATION OF INTERESTS AND ABILITIES
SUMMARY PROGRAM CHART 2

KHSAA
Form T2
Rev. 07/01

Participation Opportunities Test Two

		Column 1	Column 2	Column 3	Column 4	Column 5	
Program		Number of Teams Currently Offered	Number of Participants	Number of Teams Added in Last Five Years	Number of Participants Added in Last Five Years	Percent of Total Participation By Sex Added in Last 5 Years	
GIRLS	Row 1	varsity:	8	104	3	36	34.6
	Row 2	j.v.:	4	52			
	Row 3	frosh:	1	11			
	Row 4	total:	13	167		36	21.6
BOYS	Row 5	varsity:	9	153	1	14	10.9
	Row 6	j.v.:	4	51			
	Row 7	frosh:	2	36			
	Row 8	total:	15	240		14	5.8

- 1) List the number of interscholastic teams offered for girls and boys at each competitive level (for example, varsity, junior varsity, and freshman levels). Total each of the entries in Column 1 into Row 4, Column 1 and Row 8, Column 1.
- 2) List the number of interscholastic teams that have been added in the last five years at each competitive level. Total each of the entries in Column 3 into Row 4, Column 3 and Row 8, Column 3.
- 3) List the number of participants that are currently on each level of the teams that were added in the last five years. Total each of the entries in Column 2 into Row 4, Column 2 for girls and Row 8, Column 2 for boys. If a team was added previously but no longer exists, there are no current participants to be added for that team.
- 4) List the number of participants added in the last 5 years. Total each of the entries made in Column 4 into Row 4, Column 4 for girls and Row 8, Column 4 for boys.
- 5) Calculate the percentage of participants that have been added in the last five years (Column 4 divided by Column 2 on each line). For example, if girls' varsity soccer (22 participants), junior varsity soccer (18 participants), junior varsity golf (8 participants), and freshman softball (15 participants) have been added in the last five years, then 63 participation opportunities have been added for girls. If the total number of female participants in the program is 96 (taken from Form T-1, Row 1, Column 3), then 65.6% of the current opportunities (63 of 96) have been added in the last five years. Perform similar calculations for male participants.

Note: If the percentage of current participants added in the last five years is 25% or greater, compliance with test two may be possible. If less than 25%, then compliance with test three should be analyzed. **CAUTION:** 25% is not a formal compliance standard.

Principal's Signature: *Linda Wilcox* Date: 4-5-02

2001-2002
ACCOMMODATION OF INTERESTS AND ABILITIES
SUMMARY PROGRAM CHART 3

Participation Opportunities Test Three

For any question answered "YES" identify the respective sport(s).

	GIRLS (Yes / No)		BOYS (Yes / No)
1. Is there an intramural team offered in a sport not now available in the interscholastic athletics program? (YES or <u>NO</u>)	NO		NO
2. For a sport <u>not</u> currently offered, is there sufficient interest to form a viable interscholastic team based on participation on an intramural team or community recreation teams? (YES or <u>NO</u>)	NO		NO
3. For a sport <u>not</u> currently offered, is there sufficient interest to form a viable interscholastic team with the interscholastic survey.	NO		NO
4. For a sport currently offered, is there interest to form a viable team for a junior varsity, freshman, or other intramural level that is not currently offered? (YES or <u>NO</u>)	NO		NO
5. If you answered YES to question (1), (2), (3) or (4), are there enough high schools in your geographic area offering the sport (at the appropriate level) to allow for the development of a reasonable schedule of competition. (YES or NO)	NA		NA

Principal's Signature:

Leland White

Date:

4-5-02


2001-2002
ACCOMMODATION OF INTERESTS AND ABILITIES
SUMMARY PROGRAM CHART 4

KHSAA
 Form T4
 Rev. 07/01

Levels of Competition Test One

		(Column 1)	(Column 2)
	Team Levels	GIRLS	BOYS
Row 1	Total Number of Athletics Participants in All Levels	167	240
Row 2	Number of Varsity Teams Offered	8	9
Row 3	Number of Participants on all Varsity Teams	104	153
Row 4	Percentage of Total Varsity Participants By Sex	62.3	63.8
Row 5	Number of Junior Varsity Teams Offered	4	4
Row 6	Number of Participants on all Junior Varsity Teams	52	51
Row 7	Percentage of Total Junior Varsity Participants By Sex	31.1	21.3
Row 8	Number of Freshman Teams Offered	1	2
Row 9	Numbers of Participants on all Freshman Teams	11	36
Row 10	Percentage of Total Freshman Participants By Sex	6.5	15

- 1) Copy the number entered on Form T1, Row 1, Column 3 and place on Row 1, column 1 of this form.
- 2) Copy the number entered on Form T1, Row 2, Column 3 and place on Row 1, column 2 of this form.
- 3) List the number of teams at the varsity, junior varsity, and freshman levels for boys and girls (Rows #2,5,8) and place in the proper boxes in columns 1 and 2.
- 4) List the number of teams at the varsity, junior varsity, and freshman levels for boys and girls (Rows #3,6,9) and place in the proper boxes in columns 1 and 2.
- 5) Calculate the percentage of female and male participants at each level. (Rows #4,7,10)
 - Divide Row 3, Column 1 by Row 1, Column 1, and place the percentage in Row 4, Column 1.
 - Divide Row 3, Column 2 by Row 1, Column 2, and place the percentage in Row 4, Column 2.
 - Divide Row 6, Column 1 by Row 1, Column 1, and place the percentage in Row 7, Column 1.
 - Divide Row 6, Column 2 by Row 1, Column 2, and place the percentage in Row 7, Column 2.
 - Divide Row 9, Column 1 by Row 1, Column 1, and place the percentage in Row 10, Column 1.
 - Divide Row 9, Column 2 by Row 1, Column 2, and place the percentage in Row 10, Column 2.

Principal's Signature:  Date: 4-5-02

2001-2002 KHSAA TITLE IX ATHLETICS AUDIT

KHSAA
Form T41
Rev. 07/01

Checklist - Overall Interscholastic Athletics Program

Areas of Compliance	ADVANTAGE TO (Respond based on Internal Evaluation by checking the appropriate column.)		
	GIRLS' PROGRAM	BOYS' PROGRAM	NEITHER PROGRAM
Equipment and Supplies			✓
Scheduling of Games and Practice Time		✓	
Travel and Per Diem Allowances			✓
Coaching			✓
Locker Rooms, Practice and Competitive Facilities		✓	
Medical and Training Facilities and Services			✓
Publicity			✓
Support Services			✓
Athletic Scholarships			NA
Tutoring			NA
Housing and Dining Facilities and Services			NA
Recruitment of Student Athletes			NA

Principal's Signature: _____

L. Wilcox

Date: _____

4-1-02

2001-2002

**BUDGETED AND ACTUAL EXPENDITURES - PROGRAM COMPARISON CHART
TO INCLUDE BOOSTER CLUB FUNDING**

	equipment and supplies		travel		awards		coaches' salaries (to include supplemental and extended employment)		facilities improvements		publications (if sport-specific)	
	B	E	B	E	B	E	B	E	B	E	B	E
G basketball	8000.00	7413.73	2000.00	1934.57	1481.00	1481.00		1585.00				
B basketball	9600.00	9276.56	2400.00	2139.20	1000.00	950.00		16849.00				
G softball	645.96	1095.96	587.00	844.93	600.00	593.84		4878.00				
B baseball	4550.00	4589.32	2000.00	2117.06		486.32		6090.09				
G cross country		90.00	300.00	357.55		68.83		913.50				
B cross country		90.00	300.00	364.55		102.48		913.50				
G golf	250.00	250.00	100.00	137.50				1021.97				
B golf	250.00	250.00	100.00	137.50				1021.97				
G soccer	1500.00	1878.63	210.00	894.19		174.26		2813.00		500.00		106.00
B soccer	1500.00	2647.32	210.00	894.19		174.26		3009.00		7500.00		106.00
G swimming												
B swimming												

"B" is for budgeted dollar amounts and "E" is for actual dollar expenditures. Expenditures should include items provided by third parties such as Booster Clubs.

Principal's Signature: *Leland A. [Signature]* Date: 4-5-02

2001-2002
BUDGETED AND ACTUAL EXPENDITURES - PROGRAM COMPARISON CHART 2
TO INCLUDE BOOSTER CLUB FUNDING

Teams	equipment and supplies		travel		awards		coaches' salaries (to include supplemental and extended employment)		facilities improvements		publications (if sport-specific)	
	B	E	B	E	B	E	B	E	B	E	B	E
G track	900.00	480.79	300.00	720.46				1812.00				
B track	900.00	825.56	300.00	302.28	200.00	196.88		2042.00				
G tennis		330.59		902.77		249.28		1544.50				
B tennis		330.59		902.77		249.28		1544.50				
G volleyball			600.00	589.99				2726.00				
B wrestling	1900.00	2000.00	900.00	1188.21	350.00	493.62		1846.00				
G (list sport)												
B (football)	19000.00	18201.23		2568.90		4495.67		12,800.00				
G (list sport)												
B (list sport)												

"B" is for budgeted dollar amounts and "E" is for actual dollar expenditures. Expenditures should include items provided by third parties such as Booster Clubs.

Principal's Signature: *Zabacke* Date: 4-5-02

2001-2002
TITLE IX

CORRECTIVE ACTION PLAN

School Name: East Carter High
 School Year: 2001-2002
 Principal's Signature: [Signature]
 Date: 4-5-02

To complete this form, indicate the intended area which needs corrective action, the suggested change and time table for implementation. You may copy this form as needed. Please attach corrective action plans along with audit forms and submit by April 15, 2002.

ITEM FOR CORRECTION	SUGGESTED CHANGE	TIME TABLE FOR CORRECTIVE ACTION
Prime Time Contest - Girls Basketball	Continue to increase the number of girls games played on a prime time night.	Schedule for 2002/2003 Season
Softball Facilities	Improve field and facilities	A hearing was held by The Title IX Comm. Tee on Nov. 7, 2001 To discuss The softball facility. The recommendation was made To The School Board To build a new facility. During The March School Board Meeting The Board Approved The construction of a new facility To be ready for the 2002/2003 Season

- An explanation (status report) is needed for all areas identified previously as items for correction as well as all areas currently identified as items for correction. This form shall be typed.

Principal's Signature: [Signature] Date: 4-5-02

STATUS REPORT FOR CORRECTIVE ACTIONS

A number of items were previously noted that needed to be corrected to bring equity to the athletic program at East Carter High School. First it was noted that there needed to be a student on our committee. A female student is now serving on the committee.

Second, there was an advantage to the boys programs by having more assistant coaches. The girls programs now have an equal number of assistant coaches.

Third, the boys basketball program played more games on prime time nights than the girls program. The number of girls games was increased from one to six scheduled games during prime time. We will continue to increase this number with the 2002/2003 schedule.

Fourth, the school wanted to insure equal quality of cheerleaders for the boys and girls basketball teams. A plan was discussed with a KHSAA representative and was implemented at the beginning of the 2001/2002 season. This plan will continue to be followed.

2001-2002 INTERSCHOLASTIC ATHLETICS SURVEY
Summary Of Student Responses

School Name: East Carter High School
School Enrollment: 659
Date: 3-30-02
Completed By: Leland Wilcox

Instructions:

1. Summarize the Student Athletics Interest Surveys Form T-61 by listing the total number of responses on the line next to each sport.
2. Under the Other Category please provide a listing of the sports as well as the number of students who are interested in participating.
3. Please sign and date the Summary Form (T-63) and mail the Summary Form only to the KHSAA by April 15, 2002. Do not mail the student surveys (Form T-61). However, these Forms should be maintained in your files in the event they are requested subsequently.

659 Number of Surveys
581 Total Returned 89%
9-12 Grades Surveyed

How Was The Survey Administered? During homeroom by homeroom Teacher

Fall Sports (List Total Number of Participation Responses)

12 Cross Country (Girls)
14 Cross Country (Boys)
16 Field Hockey (Girls)
112 Football (Boys)
9 Golf (Girls)
16 Golf (Boys)
53 Soccer (Girls)
31 Soccer (Boys)
54 Volleyball (Girls)
27 Volleyball (Boys)

Winter Sport (List Total Number of Participation Responses)

32 Basketball (Girls)
66 Basketball (Boys)
45 Gymnastics (Girls)
11 Indoor Track (Girls)
15 Indoor Track (Boys)
29 Swimming & Diving (Girls)
24 Swimming & Diving (Boys)
22 Wrestling (Boys)

Spring Sport (List Total Number of Participation Responses)

<u>66</u>	Baseball (Boys)
<u>18</u>	Fast Pitch Softball (Girls)
<u>27</u>	Slow Pitch Softball (Girls)
<u>35</u>	Tennis (Girls)
<u>21</u>	Tennis (Boys)
<u>36</u>	Track (Girls)
<u>38</u>	Track (Boys)

Other Sports (From Student Survey T-61 Question 10)

Name of Sport	Number of Students Interested In Participating
<u>Swimming</u> 12	<u>Gymnastics</u> 5
<u>Lacrosse</u> 14	<u>Tennis</u> 5
<u>Boxing</u> 16	<u>Football</u> 11
<u>Rugby</u> 7	<u>Baseball</u> 2
<u>Soccer</u> 6	<u>Track</u> 3
<u>Boys Volleyball</u> 6	<u>Archery/Rifle</u> 4
<u>Basketball</u> 7	<u>Softball</u> 2
<u>Badminton</u> 1	<u>Polo</u> 1

Number of Students who participate in Intramural Sports.
(From Student Survey T-61 Question 5)

Sport	Number
<u>No Intramural Sports are offered</u>	
_____	_____
_____	_____
_____	_____
_____	_____

List Intramural Sports students are interested in adding:
(From Student Survey T-61 Question 6)

Sport	Number
<u>Boxing</u> 21	<u>Baseball</u> 4
<u>Basketball</u> 14	<u>Hockey</u> 8
<u>Swimming</u> 25	<u>Softball</u> 3
<u>Volleyball (B)</u> 7	<u>Soccer</u> 5
<u>Lacrosse</u> 12	<u>Wrestling</u> 1
<u>Rugby</u> 5	<u>Football (G)</u> 7

Participation in Non-School Sports Activities
(From Student Survey T-61 Question 7)

Sport		Number	
Football	9	Golf	2
Volleyball	3	Basketball	6
Softball	10	Hockey	5
Boxing	11	Bowling	3
Baseball	4	Tennis	1
Soccer	11	Weightlifting	9
		Swimming	3
		Gymnastics	2
		Skating	7

Reasons for not participating in interscholastic athletics.
(From Survey Question 8)

Response	Number
23 I prefer other activities such as band, chorus, etc.	
80 I don't have time	
29 The practice schedules and game times are inconvenient	
36 The sport I like isn't offered	
12 It's too expensive	
11 I prefer to participate in club or intramural sports	
47 Working	
46 Other	

Student Suggestions to encourage participation

- Scheduling of games and practices
- Publicity - Tryouts
- Better Coaches
- More Funding
- Transportation To and from practices
- New Sports
- Rewards
- Peer Support and School Support


Principal's Signature

4-1-02
Date

EAST CARTER HIGH SCHOOL

Mr. Leland Wilcox
Principal

405 Hitchins Road
Grayson, KY 41143
606-474-5714
FAX 606-475-9200

Mrs. Ada Steele
Assistant Principal

Mr. John Buck
Assistant Principal


May 6, 2002

Ms. Catlett,

Here are copies of our schedules for
2002/03. Mr. Jim Scott, our District Grounds
and Maintenance Manager, will be
forwarding the plans for the new
softball facility.

Leland Wilcox, Principal





Memo

To: KHSAA Member School Superintendents, Principals, and Athletic Directors

From: Louis Stout, Commissioner
Brigid L. Devries, Executive Assistant Commissioner

Date: April 30, 2002

Re: 2002 Title IX Forms Submission

School	East Carter	Reviewed by	Phyllis Catlett
--------	-------------	-------------	-----------------

The following is a status report regarding the required 2001 - 2002 Title IX submission of forms due in to the KHSAA office by April 15, 2002. Appropriate audit personnel have reviewed these forms and the following is a summary of this review.

I. Checklist of Forms properly submitted in a satisfactory manner:

<input checked="" type="checkbox"/>	GE 19 (Annual Verification)	<input checked="" type="checkbox"/>	T-35 (Budget Expenses)
<input checked="" type="checkbox"/>	T-1 (Summary Program Chart 1)	<input checked="" type="checkbox"/>	T-36 (Budget Expenses)
<input checked="" type="checkbox"/>	T-2 (Summary Program Chart 2)	<input checked="" type="checkbox"/>	T-41 (Checklist – Overall Interscholastic Program)
<input checked="" type="checkbox"/>	T-3 (Summary Program Chart 3)	<input checked="" type="checkbox"/>	T-60 (Corrective Action Plan)
<input checked="" type="checkbox"/>	T-4 (Summary Program Chart 4)	<input checked="" type="checkbox"/>	T-63 (Interscholastic Survey Results)

II. Status

A.	<input checked="" type="checkbox"/>	2001 – 2002 Forms are satisfactory and no further information or action is necessary at this time.
B.		Errors have been noted with respect to the following forms and corrected copies are being returned to you for placement in your Title IX file to ensure proper submission in the future.
C.		The following forms were omitted and must be submitted by school representatives.
D.	<input checked="" type="checkbox"/>	Other Recommendation and Comments:
		Please submit the plans for your new softball facility by May 15, 2002. Also, send the basketball schedule for the 2002-2003 season (boys and girls).

6
9
Home games

2002-03
EAST CARTER-BOYS BASKETBALL
TENTATIVE SCHEDULE

Nov.	16	Sat.	Heart of the Parks	East Carter
	23	Sat. <i>X</i>	Jack Fultz Classic	West Carter
Dec.	3	Tues.	Menifee Co.	Away
	7	Sat.	EKC Tourney	Raceland
	7-12		EKC Tourney-Semi Finals at Rowan Cty.	
	14	Sat.	*Bath Co.	Away
	17	Tues.	*Greenup Co.	Home
	20	Fri.	Tourney TBA	Away
	21	Sat.	Tourney TBA	Away
Jan.	7	Tues.	*Elliott Co.	Home
	10	Fri.	*West Carter	Away
	14	Tues.	*Russell	Away
	17	Fri.	Boyd Cty.	Home
	21	Tues.	*Lewis Cty.	Away
	24	Fri.	*Morgan Cty.	Away
	28	Tues.	Lawrence Cty.	Home
	31	Fri.	West Carter	Home
Feb.	4	Tues.	Ashland Paul Blazer	Away
	7	Fri.	Boyd Cty.	Away
	11	Tues.	Greenup Cty.	Away
	14	Fri.	*Rowan Cty.	Home
	15	Sat.	Bryan Station	Away
	18	Tues.	*Raceland	Home
	21	Fri.	*Fairview	Home
	25	Tues.	Rose Hill	Home
	28	Fri.	Silver Grove	Away

- Denotes EKC Games
- Regular Season Games 6:00 JV-7:30 Varsity Start Times
- 62nd District at ^{ELLIOTT} ~~Boyd~~ Co.—East, West, Elliott, Lewis
- Heart of the Parks Participants—East, West, Greenup, Maysville St. Patrick
- One game added at later date

9 FRI-SAT
GAMES TOTAL

EAST CARTER LADY RAIDERS 2002-2003

PRIME TIME
 2 Home
 11 Home
 18/0
 @me
 5/13/02

(1)
 (2)
 3-4
 5-6
 (7)
 (8)
 (9)


DATE	OPPONENT	SITE-TIME
SATURDAY, NOV. 16	HEART OF THE PARKS PAN-O-RAMA VS	HOME-TBA
SATURDAY, NOV. 23	JACK FULTZ CLASSIC VS	AWAY-TBA
MONDAY, DEC. 2	GREENUP CO. *	AWAY - 6:00 - 7:30*
THURSDAY, DEC. 5	BOYD CO.	AWAY - 6:00 - 7:30
DEC. 7-12	EKC TOURNAMENT	AWAY- 6:00-7:30 SEMIS &
(1) SATURDAY, DEC. 7	VS RACELAND	FINALS AT ROWAN CO.
(2) SATURDAY, DEC. 14	LADY DEFENDER CLASSIC AT BRYAN STATION VS TBA	AWAY-TBA
MONDAY, DEC. 16	ASHLAND	HOME - 6:00 - 7:30
3-4 DEC. 20 - 23	PRIME TIME CLASSIC @ LEXINGTON CATHOLIC	AWAY - TBA
5-6 DEC. 26 - 28	QUEEN OF THE BLUEGRASS	HOME - TBA
THURSDAY, JAN. 9	WEST CARTER *	HOME - 6:00 - 7:30 *
MONDAY, JAN. 13	LEWIS CO.*	HOME - 6:00 - 7:30 *
THURSDAY, JAN. 16	BATH CO. *	HOME - 6:00 - 7:30 *
(7) SATURDAY, JAN. 18	RUSSELL *	AWAY - 6:00 - 7:30 *
THURSDAY, JAN. 23	MORGAN CO. *	HOME - 6:00 - 7:30 *
MONDAY, JAN. 27	ROSE HILL	AWAY - 6:00 - 7:30
THURSDAY, JAN. 30	LEXINGTON CATHOLIC	HOME - 6:00 - 7:30
(8) SATURDAY, FEB. 1	WEST CARTER	AWAY - 6:00 - 7:30
(9) SATURDAY, FEB. 8	KENTUCKY CHALLENGE - AT LEX. CATHOLIC	AWAY - TBA
MONDAY, FEB. 10	MASON CO.	AWAY - 6:00 - 7:30
THURSDAY, FEB. 13	BOYD CO.	HOME - 6:00 - 7:30
MONDAY, FEB. 17	ROWAN CO. *	HOME - 6:00 - 7:30 *
THURSDAY, FEB. 20	LAWRENCE CO.*	AWAY - 6:00 - 7:30*
MONDAY, FEB. 24	JACKSON CO.	HOME - 6:00 - 7:30 SENIOR NIGHT

DENOTES EKC CONFERENCE GAME *

MARCH 3 - MARCH 7 - DISTRICT TOURNAMENT AT ELLIOTT CO.

East Carter County High School

405 Hitchins Road
Grayson, Kentucky 41143



ASHLAND, KY
15 PM
06 MAY 2002

KHSAA
Phy Mrs Catlett
2280 Executive Drive
Lexington, Ky. 40505

40505+4808 63

